

PSE

ARCHERY

AUSTRALIA



APRIL 2020

ON THE LINE

MAGAZINE

A NEW DAWN

ARCHERY IS IMMUNE



FREE
DOWNLOAD
FROM APPLE
IBOOKS

AUSTRALIAN TEAM PSE ARCHER JAKE GASPAROVSKI

SPECIAL CORONA VIRUS EDITION

SERIES



FOLLOW US ON: FACEBOOK - TWITTER - YOUTUBE - INSTAGRAM - WEBSITE. JUST SEARCH FOR PSE ARCHERY AUSTRALIA.



ON THE LINE
APRIL 2020



To our valued PSE dealers,

Due to the COVID-19 outbreak, we want to assure you that PSE Archery is taking all necessary precautions to ensure the health and safety of our employees. Our first order of business was implementing adequate social distancing throughout our company. Non-essential and at-risk employees are working remotely, and for those still working in-house, we have set up additional break-rooms and spread out the larger departments. We have also added hand sanitizing stations throughout the building, with every department being decontaminated throughout the day.

We have been in contact with every single one of our suppliers to ensure that production will not be delayed due to supply chain issues. We also have contingency plans already in place if we need to alleviate any production issues, such as going to multiple shifts with fewer employees in the factory. PSE appreciates your support and patience throughout this process.

If there are any changes, we will notify you immediately. Once again, thank you for supporting PSE.

Kind regards,

Lonnie Workman

VP of Sales, PSE Archery.

ARCHERY SUPPLIES

DANA KELLER PSE NATION



DRIVE 3B

High-end features at a price you can afford.



PRECISION SHOOTING EQUIPMENT INC. • PSEARCHERY.COM

WELCOME TO PSE ARCHERY AUSTRALIA

Hello and welcome to the April Issue of On The Line Magazine.

COVID-19 has continued its terrifying March across most Nations leaving fear and uncertainty in its wake. Not only has it closed borders, forced quarantine and self isolation issues, it has also affected the way we interact with everyday people through social distancing. Apparently if you have more than 50 rolls of toilet paper you'll be fine.

Whilst Governments all over the world race for a vaccine, every day, more and more of the things we took for granted are put on hold; for now. We will get through this and we will come out on the other side stronger, wiser and more appreciative of the things we have and the freedom we love.

Many Archery Events Nationally and Worldwide have been cancelled or postponed: All archery clubs cease all archery activities for the foreseeable future. This includes individual practice on club grounds. All QRE's, all Archery Australia Registered Tournaments and all World Archery Registered Tournaments will either be cancelled or postponed until the 30th April 2020.

Archery Australia have decided to postpone the 2020 National Youth Championships until a later date and to postpone the 2020 National Para and VI Championships.



WHAT GOES INTO POSTPONING THE OLYMPIC GAMES?

As society began to come to terms with the rapid spread of COVID-19 around the world, the IOC and its counterparts in Japan kept a close watch on the developing pandemic. When the announcement was made that the Olympic Games Tokyo 2020 were to be postponed by a year, it was the result of an informed, albeit difficult, decision arrived at with the full consensus of all parties involved.

Don't forget to click, like or follow our socials to enjoy the latest news and videos.

FACEBOOK-@PSEOZ

INSTAGRAM-#PSEARCHERYOZ

TWITTER-PSE ARCHERY AUSTRALIA

YOUTUBE-PSE ARCHERY AUSTRALIA



I would like to thank Precision Shooting Equipment for providing me an enormous amount of on-going support and wish them well through these trying times.

Be safe

Lyndon



STATEMENT

Dear Archery Community,

It is with a heavy heart and great regret I am writing this letter to inform you that we have made the hard decision to postpone the Benchmark 3D Shooters Association event for 2020. As you would be aware, the Coronavirus pandemic is a constantly evolving situation with restrictions and limitations regularly changing. After close monitoring and consideration, it is unfortunate that we feel that this is the only course of action. This decision has not been made lightly, however your health and wellbeing are our priority at this time of crisis.

While we all face uncertain times ahead in 2020, our focus will now look ahead to 2021. Our aim is to bounce back bigger and better to celebrate and enjoy the sport of archery that we have all come to love.

We would like to personally thank all of our sponsors and every one of you for the support shown so far and look forward to your continued support in the future.

In the meantime, look after yourselves and loved ones, be safe, keep well and we look forward to seeing you all in 2021.

Yours Sincerely,
Robert



PSE

ARCHERY

AUSTRALIA



SUPRA FOCUS

DAVE COUSINS PSE NATION



PSE TECH 2020 SERIES BOWS PART 2.

CHAPTER 2

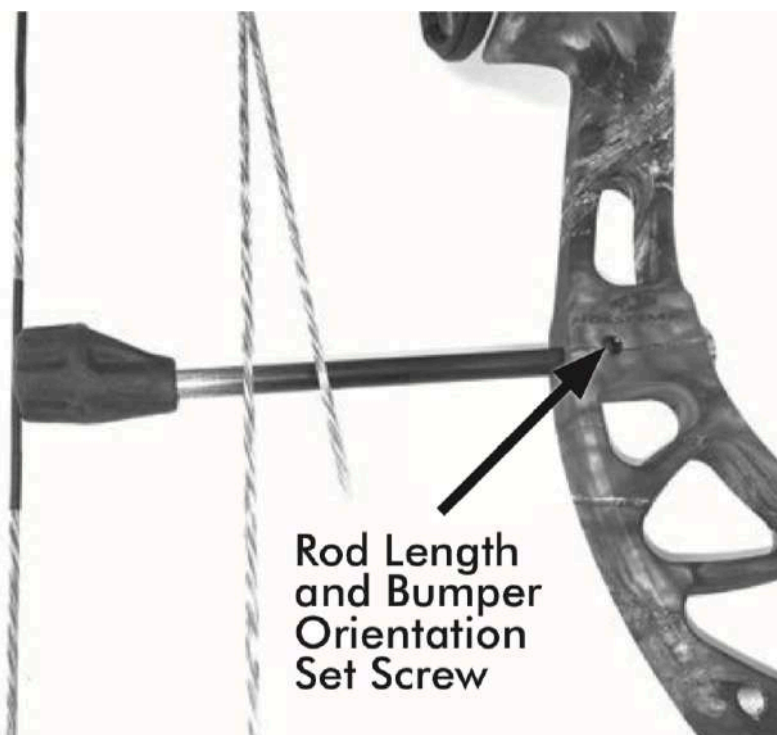
PSE TECH

PART 2.

2020 SERIES BOWS

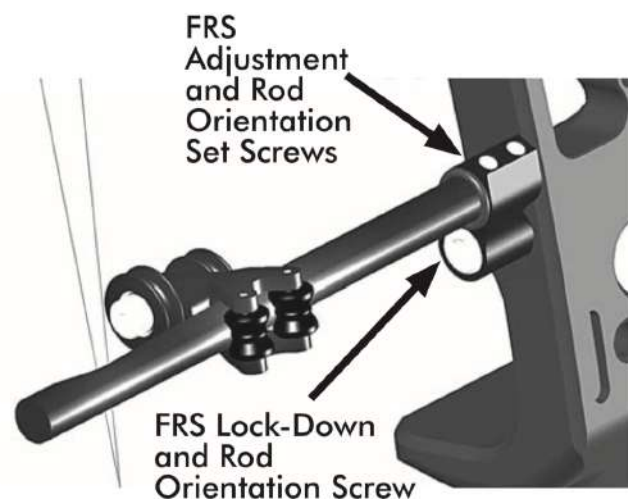
PSE STRING STOP ON SELECTED MODELS

Adjust the String Stop by loosening the orientation set screw and then rotating and sliding the rod in and out to the desired position and bumper-to-string orientation. The String Stop design allows for the bumper to be positioned so the string strikes the centre of the bumper. Tighten the orientation set screw after all adjustments are made.



FRS FLEX ROD INSTALLATION

Install the FRS as shown. To adjust for cable clearance, first remove cables from the Roller Glide, then loosen Adjustment/Lock-Down screw to rotate the FRS Mounting Block until desired cable clearance is obtained. Tighten the Adjustment/Lock-Down Screw to lock into place. Place cables back into correct Roller Glide position.



INSTALLING LIMB DAMPERS

If your split limb bow is equipped with limb dampers, the proper placement of the dampers is at least 1/2" away from the cam.



COMPOUND BOW

USER'S GUIDE

PSE TECH

INSTALLING SHOCK MODZ™ LIMB DAMPERS

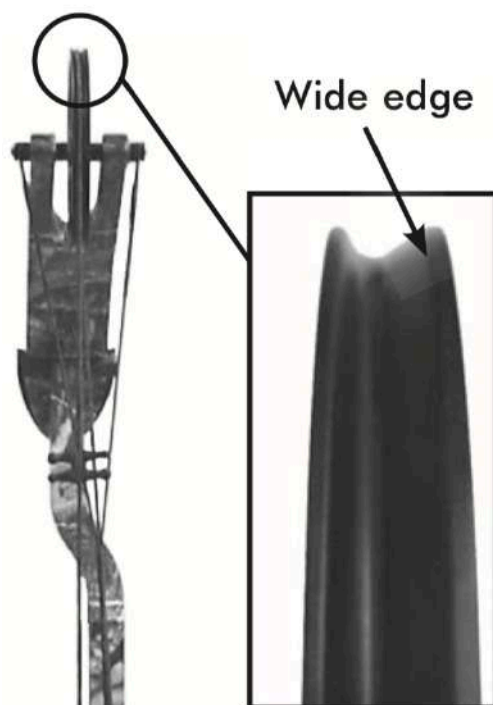
Shock-Modz™ can be installed in four (4) different orientations between the top and bottom split limbs. Be sure to position the Shock-Modz™ at least 1/2" away from the cam. They can be placed inside the limb as shown- or outside the limb.



PSE ASYMMETRIC IDLER

PSE single cam bows are equipped with a special asymmetric idler wheel, which is assembled on the top limbs. It is essential that the idler be oriented properly. The wide edge of the idler always goes to the cable guard side of the bow.

The illustration shows the proper orientation of the idler for a right-handed bow when viewed while holding the bow as it is shot.



MICRO-LAS (SINGLE SCREW ADJUSTMENTS) (PERFORM-XTM AND SHOOTDOWN™ MODELS)

The Micro LAS (Lateral Adjustment System) is a PSE feature that allows micro-lateral adjustments to aid in bow tuning. Paper-tuning your bow allows you to properly adjust your rest and your string position using LAS adjustments. The Micro LAS is an additional feature to assist in fine-tuning your bow after setting your arrow rest to centre.

Adjust: Turn Adjustment Screw (Fig. A) clockwise/counter-clockwise to adjust lateral position of the pocket to help with left/right bow tuning. Do not loosen the set screws in the barrel.

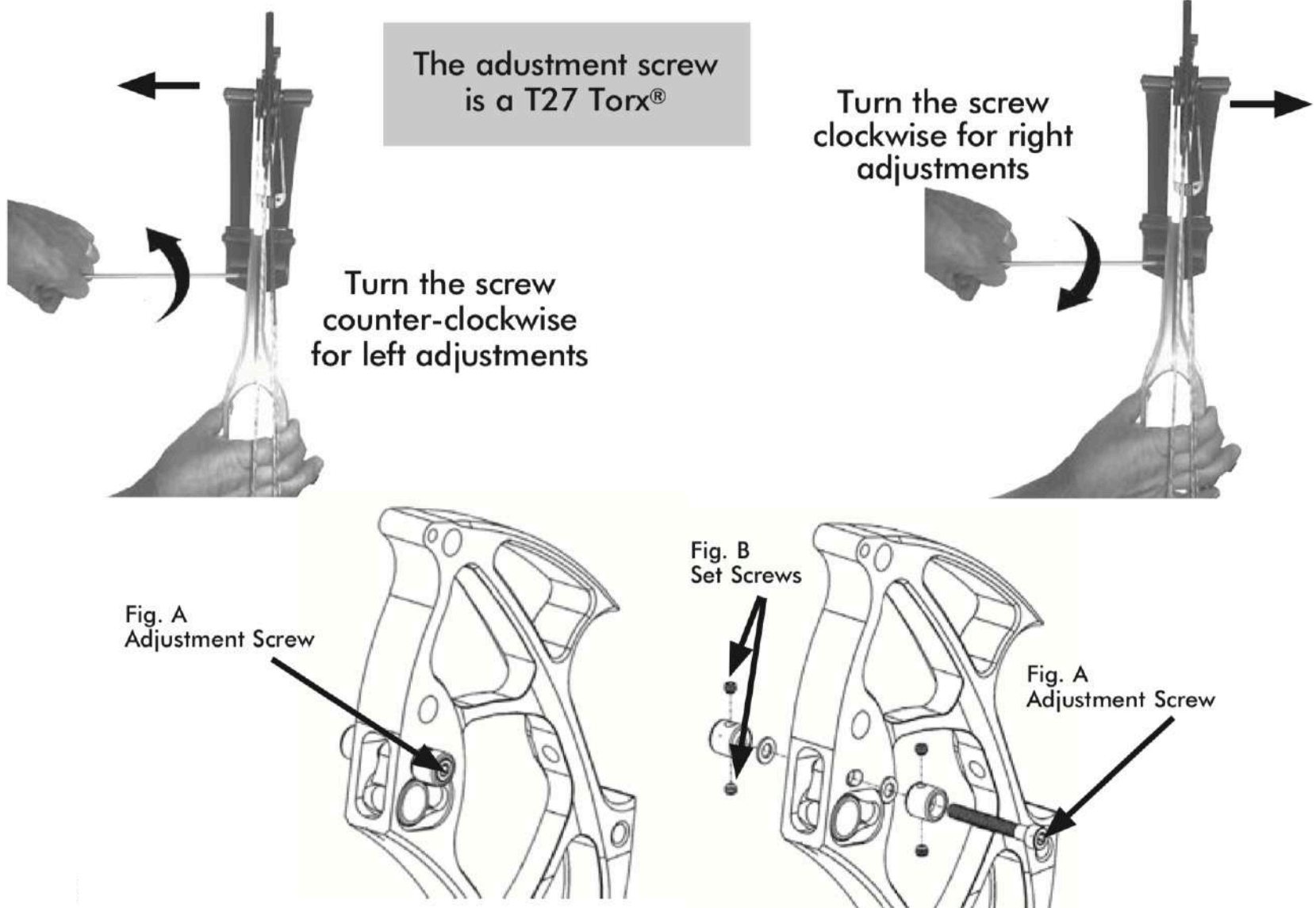
(Fig. B) When paper tuning your bow and adjusting it for a left or right paper tear, move the LAS in the same direction that you would move your arrow rest if you were adjusting that. When completed adjust the backstop bumper to the centre of the string.



TO TUNE OUT A LEFT
TEAR, ADJUST THE LAS
TO THE RIGHT

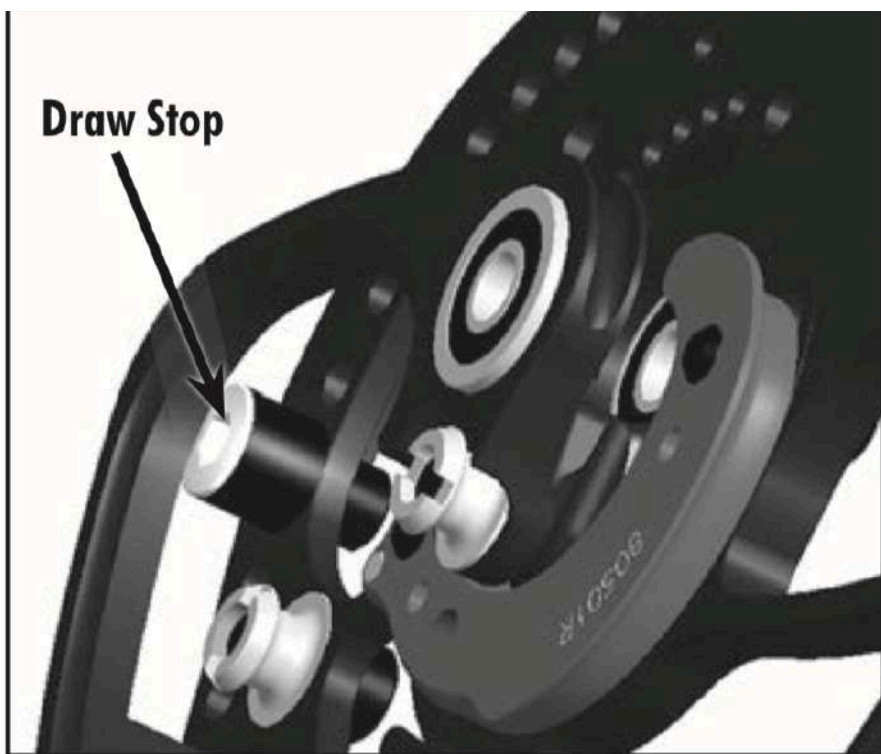
← TO TUNE OUT A RIGHT TEAR, ADJUST THE
LAS TO THE LEFT

→ Fine adjustments to the top and bottom LAS adjustment screws allow you to fine tune your string position perfectly.



INFORMATION ON DRAW STOP ADJUSTMENTS

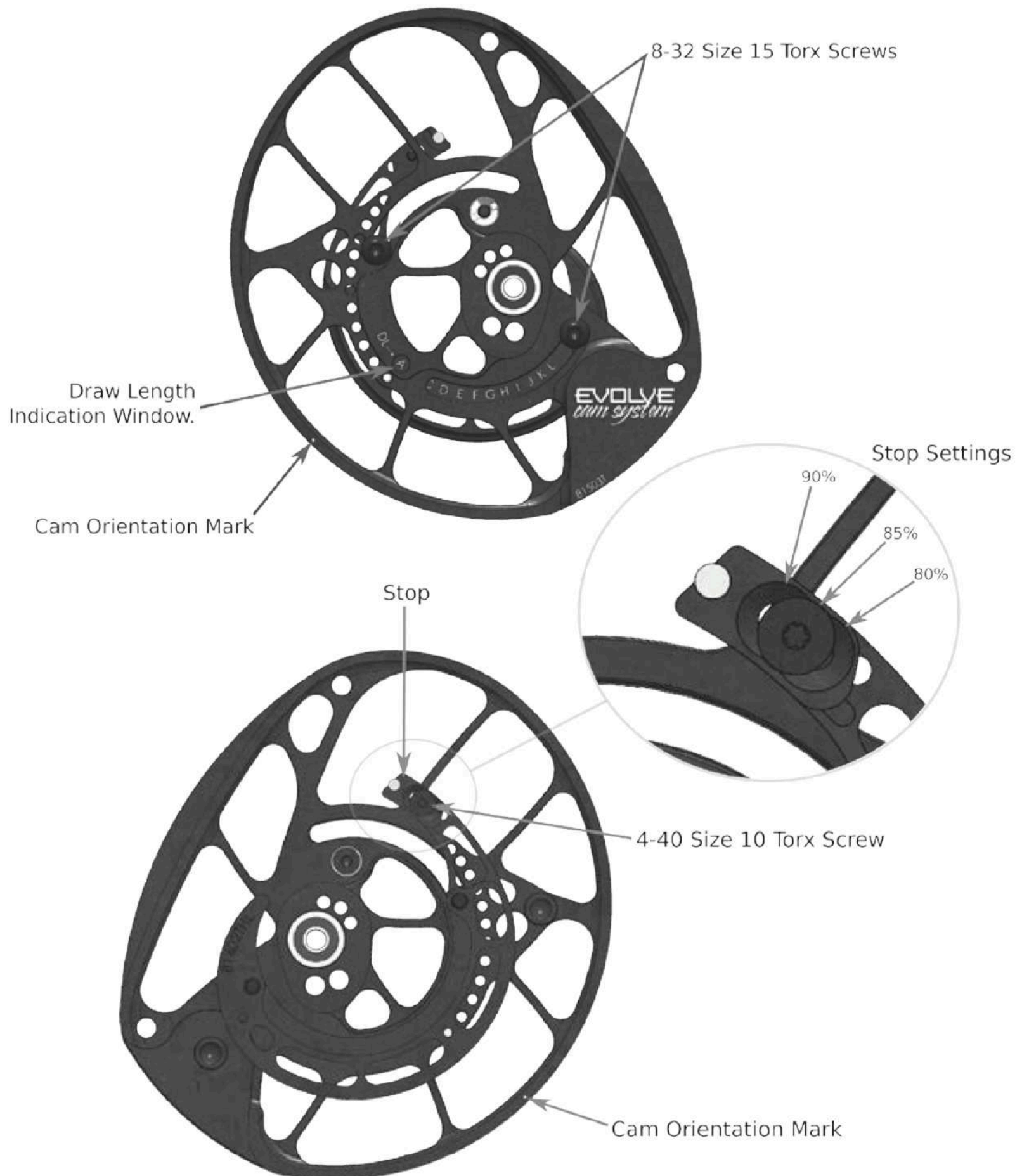
The position of the draw stop must match the setting on the inner cam. For example, if the cam is set on “E”, the draw stop must be placed in one of the draw stop holes marked with an “E”. If the inner cam is in the “B” setting, the stop must be in the “B” position. Certain hybrid cams have top and bottom stops. They can be shot with both stops for a harder “wall” or with only the top stop for a softer “wall”. Never shoot hybrid cams with the two stop option with only the bottom stop. In either case, the stops need to be in the holes marked with the same marking as the inner-cam setting.



Note: This only applies to the 2020 PSE Stinger Max

EVOLVETM (ECS) CAM ADJUSTMENTS

To change draw length on the ECS: Loosen the two 8-32 size 15 Torx® screws holding the module to the cam approximately 1-1/2 turns, move the module to the desired setting. The setting will be in the window marked “DL” move the module to the same setting on both top and bottom cams. To change let-off on the ECS: Loosen the two size 10 Torx® screws holding the stop on the module approximately 1-1/2 turns and slide to the desired position. Move the stop to the same setting on both top and bottom modules. There are 3 settings, each corresponds to a change in Let-off of 5%. The standard module let-off options are 80, 85 and 90%. An aftermarket low let-off Module is available with let off settings of 65, 70 and 75%. Please see your PSE dealer for information.



COMPOUND BOW

USER'S GUIDE

PSE TECH

CAM ADJUSTMENTS

WHEELS/CAMS: Many PSE wheels and cams have adjustable features. Each one comes from the factory set up and ready to use but there may be occasions that you need to adjust the characteristics of your bow. In some cases you will need a PSE Tune Chart to determine what to adjust, and you may need to see a PSE Dealer for information. If you are not sure of the adjustment you are making, stop and see your PSE Dealer for assistance. In some cases, an appropriate bow press will be needed to make adjustments to cams and wheels. If you do not have an appropriate press, see your PSE Dealer.

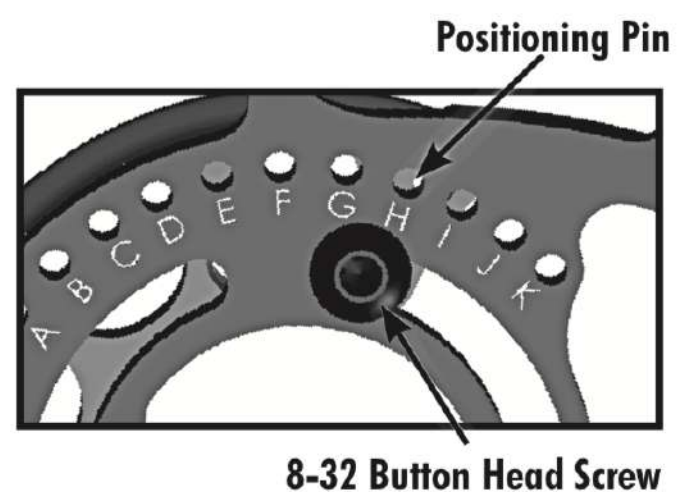
CAM ORIENTATION: On cams with orientation marks, a reference mark is found to indicate an approximate orientation. This line is for reference only is meant to give approximate orientation only and may vary between bow models. The orientation of the cams may be changed slightly by twisting or untwisting the string or cables.

ALL INNER-CAMS: The inner-cam system allows draw length adjustments over a prescribed range usually without putting the bow in a bow press. There are two types of inner-cam systems: discrete setting inner-cams and Posi-Lock inner cams.

Discrete setting inner-cams have the adjustment screws going through a specific hole in the inner-cam and threading into the cam. The screws need to be completely removed to make adjustments. The "A" setting is the longest draw length for that bow and draw lengths get shorter as you progress through the alphabet (A to B, B to C, etc.)

Posi-lock adjustable inner-cams are adjustable in 1/2" draw length increments. The "A" setting is the longest setting for the cam. Draw lengths get shorter as you progress through the alphabet ("A" to "B", "B" to "C", etc.) by roughly 1/2" per letter.

To adjust draw length, loosen the two 8-32 button head screws two full turns. This will allow the inner-cam to be lifted far enough to disengage the positioning pin and allow the inner-cam to rotate to a new position. Some cams may require the 8-32 button head screws to move to alternate locations to reach the new draw length adjustment position. Some draw length adjustment positions may not be accessible without putting the bow in a bow press. When the new draw length adjustment position has been achieved with the inner-cam, tighten the two 8-32 button head screws and move the draw stop to the matching setting ("A" and "A", "B" and "B").



In cases where there is an inner-cam on both the top and bottom cam, both cams must be set in the same letter position for the bow to tune and shoot properly. In cases where there is a separate draw stop, the draw stop must be moved to the hole marked with the letter corresponding to the inner-cam setting.

COMPOUND BOW

USER'S GUIDE

PSE TECH

PSE SS CAM INFORMATION

BOWS: PSE STINGERTM MAX AND S3DA MODEL
ADJUSTING THE SS CAM:

Select the “PERFORMANCE” or “GROW WITH YOU” cable position based on the desired draw characteristics and peak weight range. Rotate the inner-cam position (A thru P) to match the desired draw length. To adjust, loosen each #8-32 button head screw approx. 2 full turns. Rotate into position and tighten screws. NOTE: the 3rd tapped hole position in the inner-cam may be used if the screw becomes hidden behind the limb.



“Performance” Setting



“Grow With You” Setting



Your Authorized PSE dealer is supplied with technical information on PSE bows and cams. Please see your dealer for assistance when making these adjustments.



#ARCHERYISIMMUNE

CORONA VIRUS or COVID-19 has changed the way we go about our daily lives. Borders closed, Countries in lockdown, businesses face closure, millions of people unemployed, self quarantine and social distancing, terminology not commonly used in the 21st Century. But it is real and it has affected EVERYONE in some way or another.

Even though most of us have been confined to home with very little shooting being done, PSE Archery conducted a competition for archers to show how they are coping without practicing at their usual grounds or clubs. As you will see, there were a lot of entries (not all shown) and a lot of creative shots put forward.

Archers were asked to upload their photo or video to #Archeryisimmune to be in the running for this contest. The winner was announced on Wednesday 22nd at 12noon.

The total prize package consisted of a PSE EVO NXT, Stan Xtinction 2 release aid, AAE Pro Drop rest, and an AAE Western Hunter stabilizer system!



The new Quickstand bow bi-pod sticks are now shipping and available through your local authorised PSE dealer.

Picture: Copeland Creative


PSE- EVON TN 











CONGRATULATIONS TO NICK WILLIAMS!!!



YOU ARE THE #ARCHERYISIMMUNE
PHOTO AND VIDEO WINNER

ALL IMAGES USED IN THIS SECTION WERE SUPPLIED FROM THE PSE ARCHERY FACEBOOK PAGE, AND
PSE ARCHERY INSTAGRAM ACCOUNT #ARCHERYISIMMUNE



SUPRA FOCUS

STEPHAN HANSEN PSE NATION

ARCHER PLEDGES €20,000



He's donating 20 EUR for each video of someone practising at home he receives.

Spanish archer Ignacio Gomez Sancha has pledged a donation of 20,000 EUR to those who have been left without a house or food due to the COVID-19 outbreak – if he receives 1000 videos of people practising in their own homes.

“I am doing this to convey motivation so that everybody can see how many people are still training at home,” he said. “We need 1000 videos and have approximately 250 so far.”

Archers can submit videos by contacting Ignacio on social media.

Archers can submit videos by contacting Ignacio on social media. Among those already to take part include Spanish barebow world champion David Garcia Fernandez and British coach Richard Priestman.

Ignacio, a managing partner in a law firm in Madrid, has been shooting for more than three decades. He won gold in the 40+ age group at the 2018 World Archery Masters Championships in Lausanne and is a multiple national champion.



CLICK IMAGE TO VIEW

***TO VIEW - DOWNLOAD ON THE LINE MAGAZINE FROM APPLE IBOOKS. FOR DIGITAL CONTENT.**

Here is a solidarity challenge! We hope that you are training at home. If that is the case you can help! My wife kids and I have decided to donate 20€ to the victims of Covid19 per each video that you send to my Instagram account, up to 20.000€. So shoot strong at home at send us those videos!!


#archery #shootingathome World Archery.

“All my family, myself included, have had COVID-19 and so far have survived,” he said. “My advice is not to fear it but go to the doctor at the first symptoms. It is key to catch it early.”

Ignacio's selfless donation to those in need is a prime example of archers offering their support to local communities in this difficult time. Others include Dutch international Sjef van den Berg who is making mask fasteners on his 3D printer. While Ultraview, the accessory company run by US youth international Kolby Hanley, has pivoted to developing one-size-fits-all respirator masks. World Archery's official clothing supplier, Errea, is manufacturing personal protective equipment for frontline healthcare workers in Italy. Contact us to let us know of other archers helping fight the COVID-19 outbreak. During the worldwide lockdown, take part in our Beat the Outbreak Online League by joining the Facebook group. A new target is posted weekly.

ONLINE STAY AT HOME LEAGUE LAUNCHES

CHAPTER 5

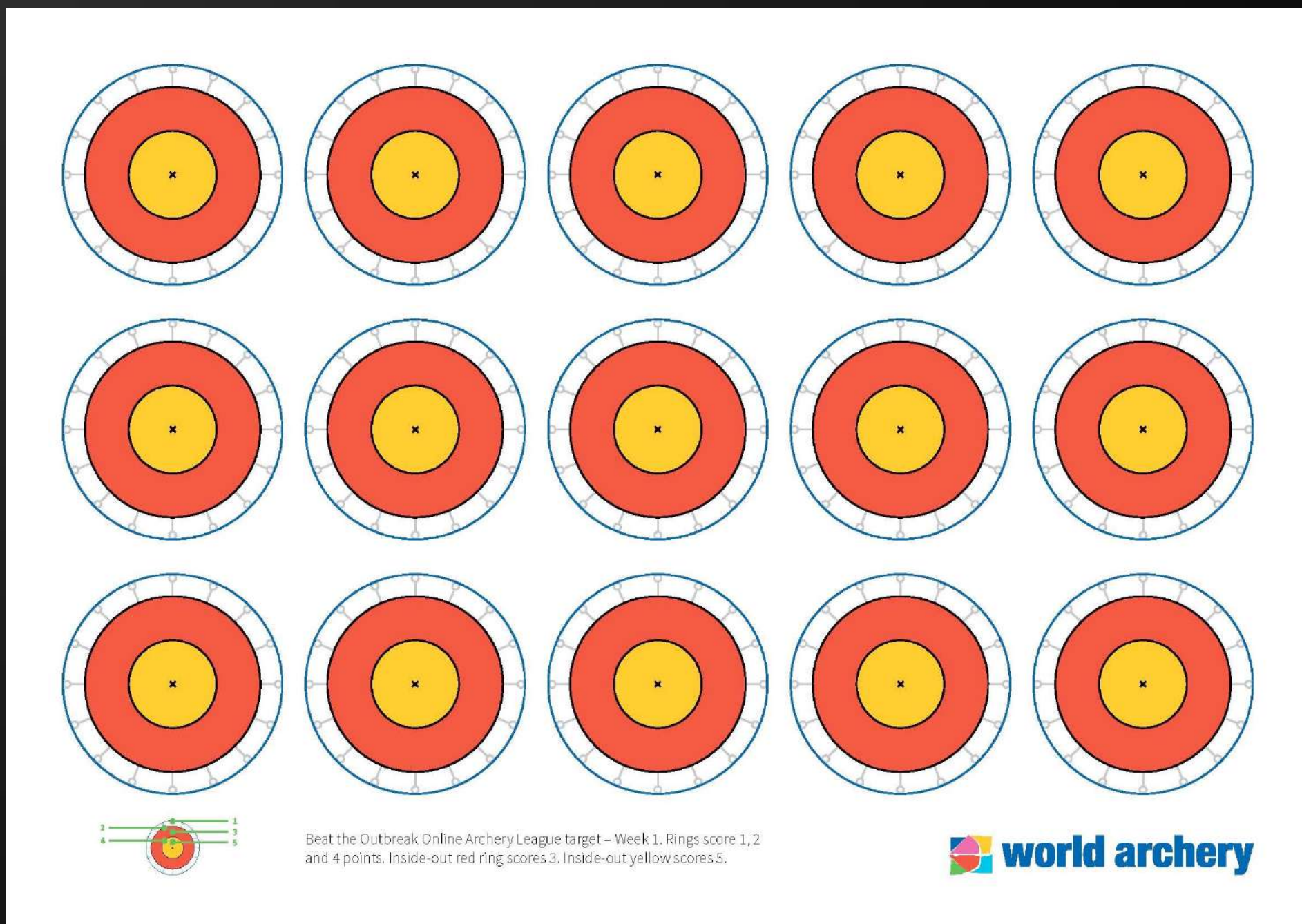


New printable target faces will be available to download each week.

People around the world have been advised to stay at home to combat the spread of COVID-19. During this time, many archers are still practising safely at home, often at short range.

Tournaments may be suspended for the time being but that doesn't mean we can't have a little friendly competition.

Every week while this COVID-19 outbreak lasts, World Archery will release new short-distance round and accompanying unique target face in A4 and Letter printable formats as part of its Beat the Outbreak Online Archery League. Archers interested in participating can join the Facebook group or find rules and targets for the first week online.



The round running until Sunday 29 March consists of 15 arrows shot over distances of up to 5, 8, 10 or 18-plus metres. The target face consists of 15 spots, each with three rings scoring 1, 2 and 4 points. Inside-out arrows (not touching the line) in the red score 3 points, in the yellow score 5 points. Participants can submit their scores and view results online.

At the end of each week, the top scorers at each distance and in each bowstyle will be recognised. The competition is friendly, it's an honesty only rule system and the goal is for archers to compete with other archers, even if it's from the safety of their own homes.

RESOURCES

- * Beat the Outbreak – Facebook group
- * Beat the Outbreak – rules
- * Beat the Outbreak - target faces
- * Beat the Outbreak – week one score submission
- * Beat the Outbreak – results

- * BTOL Week 1 Target .jpg (A4)
- * BTOL Week 1 Target .pdf (A4)
- * BTOL Week 1 Target .jpg (Letter)
- * BTOL Week 1 Target .pdf (Letter)



LOCKDOWN KNOCKOUT LIVE STREAM

CHAPTER 6



The first online tournament will feature eight compound archers.

World Archery has announced the Lockdown Knockout, the first remote archery competition to be streamed live on the federation's digital channels. Eight compound archers – four men and four women – will be invited to take part in the first edition of the tournament, which will start with a qualification period on 1 May and matchplay following on 9-17 May.

The winner of the event will receive 1000 CHF and runner-up 500 CHF in prize money.

Matches will be filmed with mobile phones and a live broadcast produced from a remote location.

Coverage will be available live on World Archery's YouTube and Facebook platforms, with highlights available to linear television channels. Only archers who can safely shoot in socially distanced settings and in accordance with local health guidance will participate. World Archery has suspended its international competition calendar due to the current outbreak of COVID-19. No physical events will take place before the start of July, with the situation reviewed monthly.

SCHEDULE

Matches are expected to take place in the afternoon in Europe. Exact scheduling will take place on a match-by-match basis.

- 27 April – Participants announced
- 1-4 May – Qualification period (filmed)
- 9-12 May – Quarterfinals (live)
- 14-15 May – Semifinals (live)
- 17 May – Final (live)

STRUCTURE

World Archery rules will apply wherever possible, with common sense adjustments due to limitations caused by the remote nature of the event.

1. Format – The target used will be a 40cm triple-spot target face, triangular or vertical, set at 18 metres.
2. Qualification – The ranking round will consist of 60 arrows. Men will be seeded on one side of an elimination bracket and women on the other.
3. Matchplay – Each match will consist of 15 arrows with ties resolved in a single-arrow shoot-off.
4. Line cutters – Any decision normally requiring a judge (primarily line cutters) will be decided between the athletes, by the live stream host or, if possible, by allowing the viewing public to vote. These decisions are final.
5. Spirit – While a winner will be crowned, this event is focused on entertainment. Participants are encouraged to embrace the spirit of the event.

TECHNICAL DETAILS

Participating archers will send two IP video streams – archer and target – via mobile phones on 4G or laptops on stable wifi to a remote production site. The signals will be mixed with graphics and commentary in Vmix and streamed live by World Archery. Competitors will only see the broadcast available to the public during the filming of the production. They will be able to interact with their opponent and commentators.

TO EXPERIENCE LIVE LINKS AND DIGITAL DOWNLOADS USE THE APPLE IBOOKS APP AND DOWNLOAD THIS ISSUE OF ON THE LINE MAGAZINE. COMPLETE YOUR LIBRARY WITH PREVIOUS ISSUES. FOR FREE!

ACCESSORIES



BINOCULARS



EYEWEAR



GPS SOLUTIONS



MARINE



MONOCULARS



NATURE WATCHING



NIGHT VISION



RANGE FINDERS



SPOTTING SCOPES



THERMAL IMAGING



TRIPODS



ARCHERY

COMING SOON



RIFLE SCOPES

COMING SOON





PREVIOUS ISSUES OF ON THE LINE FROM WWW.PSEARCHERY.COM.AU
OR DOWNLOAD DIGITAL COPIES FROM APPLE IBOOKS STORE. FREE!

PSE-
Thank You!
BE SAFE